


When I started designing, we lived in a small cottage-style house. My sewing room was a converted bedroom that overlooked the garden. We had a bird feeder just outside my window, and almost every morning a bunny came to visit. He ate the seeds that the birds and squirrels tossed on the ground. He never let me get close enough to pet him, but he became the inspiration for many of the quilts I've designed. We've moved to a larger house, and I have a studio upstairs now, but I've never forgotten that little sewing room with the visiting garden bunny. I've featured him in my block and dressed him in his "Sunday Best." Inspiration is all around us, you just have to look.

Sunday Best

for the Splendid Sampler™


Anne Sutton

Finished Block Size 6" x 6"



Requirements

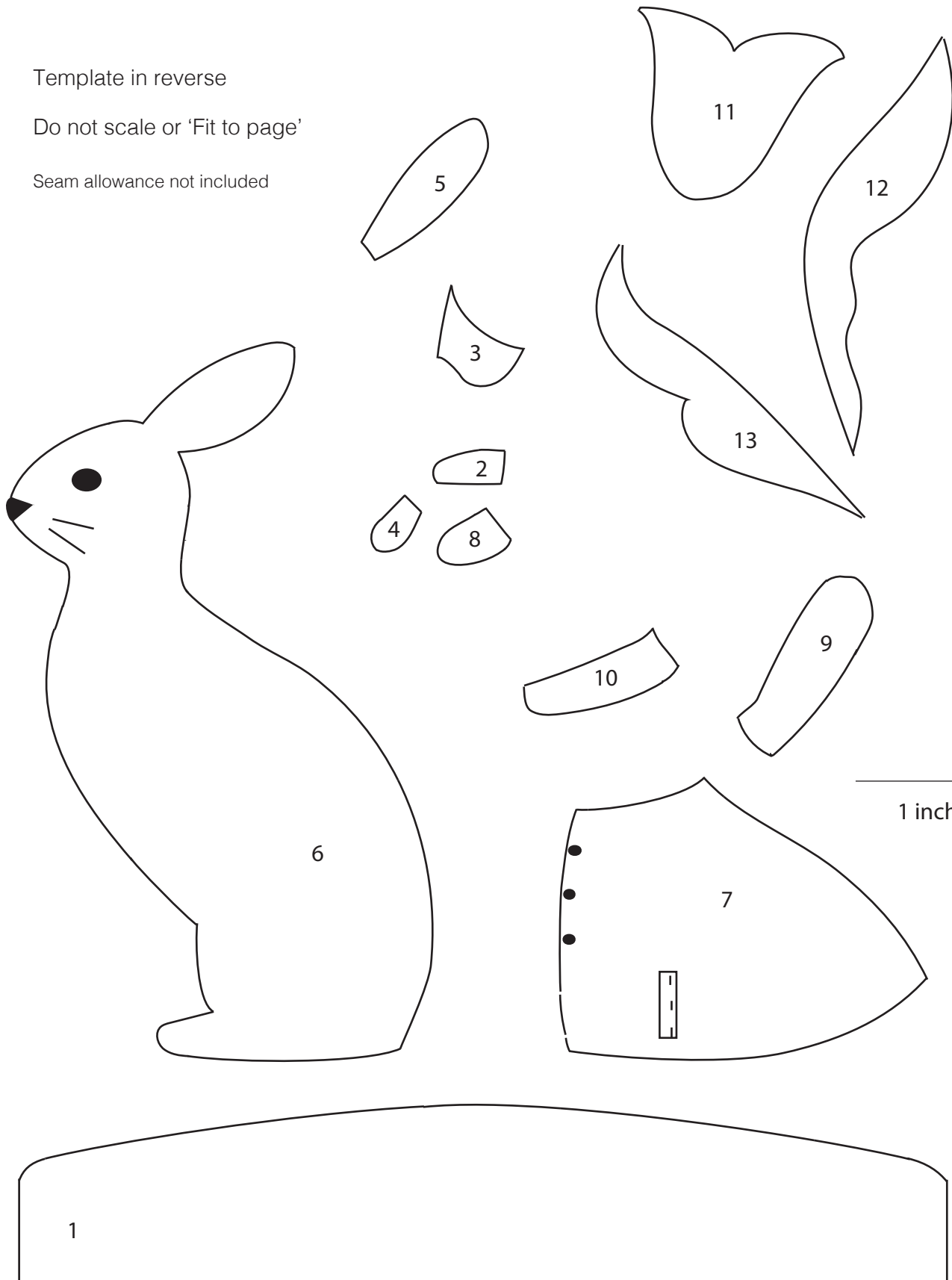
- ✚ Assorted scraps for bunny, grass and flower
- ✚ 1 square - 7" x 7" for background (this will be trimmed to 6 1/2" x 6 1/2")
- ✚ Floss for bunny's nose, whiskers, eye, pocket and flower stem.
- ✚ Tiny buttons for jacket.



Template in reverse

Do not scale or 'Fit to page'

Seam allowance not included



#TheSplendidSampler

© Copyright 2015 Anne Sutton This pattern is for personal use only. It cannot be used for commercial purposes. It cannot be copied or distributed in any format. It cannot be used with distribution of any product, including kits or made into a pattern for re-sale without the written permission from the designer .

