


Flights of Fancy

For me it's always about how the color plays together. So when I started looking at the fabrics in our quilt palette, I chose the fabrics I knew I wanted to work with and then I designed a block that would showcase them. For me, quilting and sewing is all about playing in the world of color. There is something about fabrics that is unlike any other art medium-- the palette is already in front of me before I start. All I have to do is play with the palettes themselves. That is probably why I love to design fabric so much. I get to play with color and then pattern and scale and how it all works together to create a harmonious whole. As for this block, it felt like a fun way to bring these particular colors together into a little bundle of loveliness. I love how this block showcases several different colors and fabrics without overwhelming any of them.

for the Splendid Sampler™

Joanna Figueroa

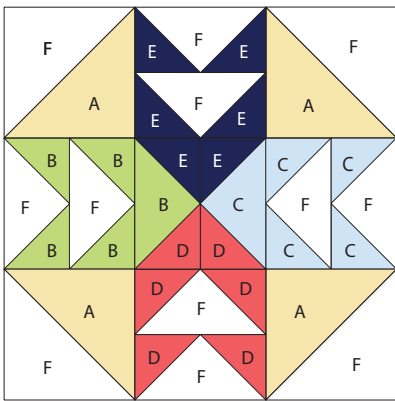
Finished Block Size 6" x 6"



Requirements

- # Scraps of 5 prints (fabric A,B,C,D and E).
- # 1 - 10" x 10" square of background fabric F.

Cutting Instructions



From fabric A cut:

- ✂ 2 squares - 3" x 3"

From fabric F cut:

- ✂ 2 squares - 3" x 3"
- ✂ 8 rectangles - 1 1/2" x 2 1/2"

From **each** fabric B and C cut:

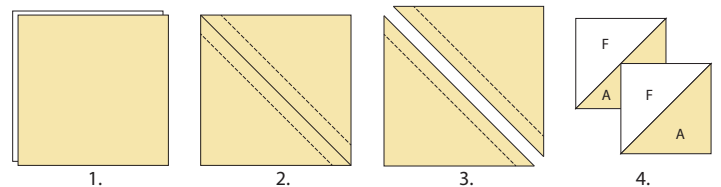
- ✂ 4 squares - 1 1/2" x 1 1/2"
- ✂ 1 rectangle - 1 1/2" x 2 1/2"

From **each** fabric D and E cut:

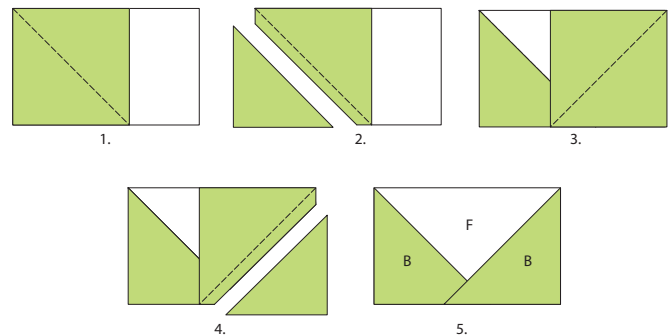
- ✂ 6 squares - 1 1/2" x 1 1/2"

Block Assembly

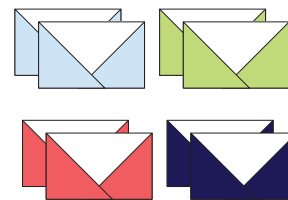
1. Using 2 fabric A - 3" x 3" squares and 2 fabric F - 3" x 3" squares, make 4 - half square triangles (HST). Unfinished unit size : 2 1/2" x 2 1/2".



2. Select 4 - 1 1/2' x 1 1/2" square of fabric B and 2 - 1 1/2" x 2 1/2" rectangles of fabric F. Make 2 flying geese units.




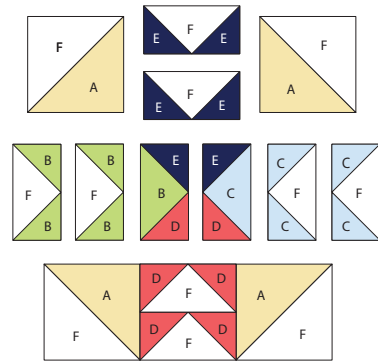
3. Repeat step 2 for fabric C, D and E. Unfinished unit size: 1 1/2" x 2 1/2".



4. Make centre flying geese units A and B.



5. Assemble the block as shown in the diagram. Press all seams open.
6. Unfinished block size: 6 1/2" x 6 1/2"



1 inch

#TheSplendidSampler

© Copyright 2015 Joanna Figueroa. This pattern is for personal use only. It cannot be used for commercial purposes. It cannot be copied or distributed in any format. It cannot be used with distribution of any product, including kits or made into a pattern for re-sale without the written permission from the designer.

